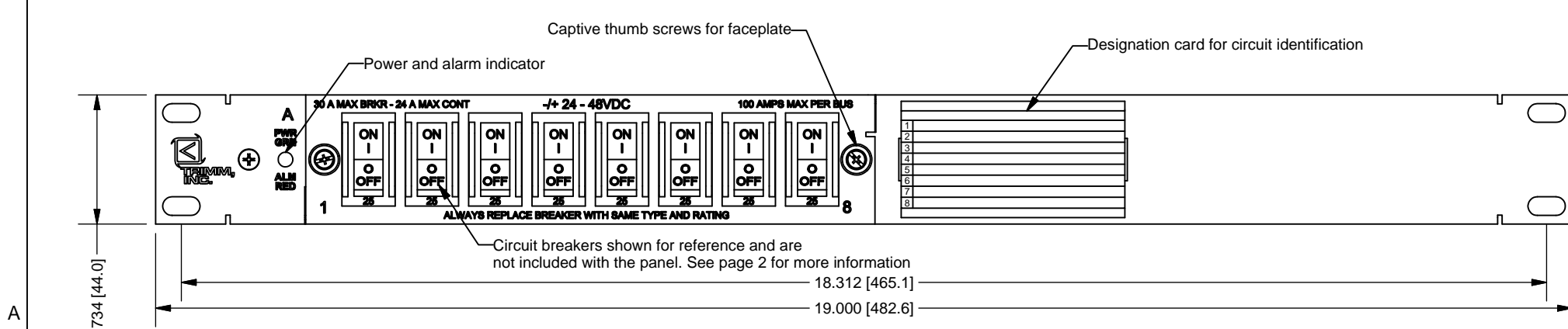
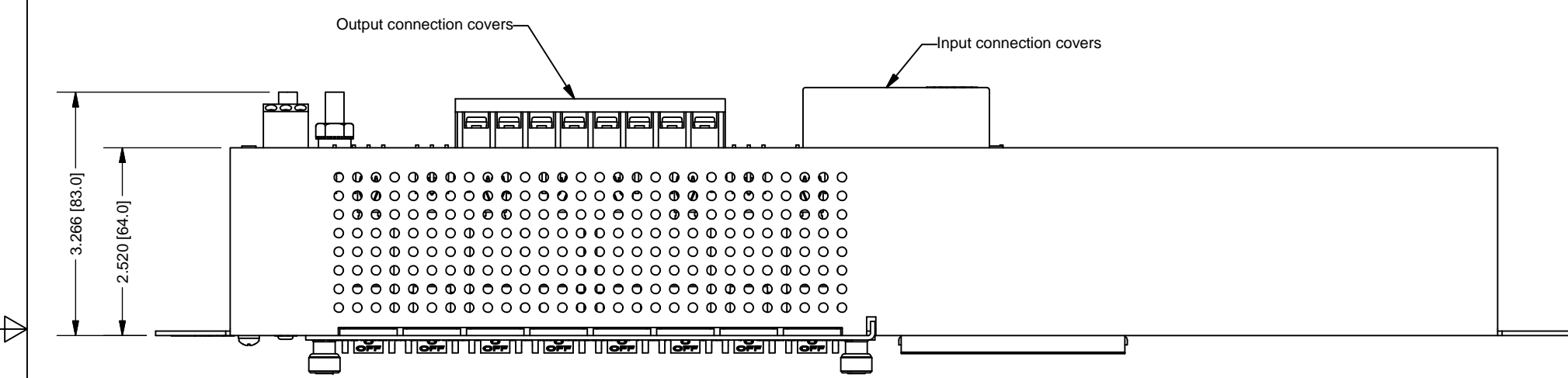


REAR VIEW ROTATED



Product Specifications: 9075101001 Breaker Panel			
Mechanical	Dimensions	19" W x 1.734" H x 3.5" D	
	Rack Spaces	1 (1U)	
	Weight	3 Lbs. (w/without breakers)	
	Mounting	19" rack mount (23" adapter kits available)	
	Finish	Black powder coated steel	
Electrical	Input	Voltage	-/+ 24 TO 48 VDC
		Number of Buses	1 (A)
		Current	100 Amps max.
		Interrupt Device Rating	125 Amps max.
	Output	Single Pole	Up to 30 Amps (see breaker table)
Continuous Load Rating		24 Amps	
Number of Positions		Up to 8 circuit breakers	
Connections	Input	2 Hole Compression Lugs	1/4" stud x 5/8" center-center spacing
		Wire Range	Up to 2/0 AWG (90 Deg. required)
		Max. Terminal Width	0.625" maximum
	Output	Barrier Strip Connectors	#6 Sems screws for ring/fork terminals
		Wire Range	Up to 10 Awg.
		Max. Terminal Width	.33" maximum
Earthing (Chassis GND)	2 Hole Compression Lugs	1/4" stud x 5/8" center-center spacing	
	Wire Range	Up to 2/0 Awg (.750" max. width)	
Environment	Short Term Operating Temperature	-5° C to +55° C	
	Max. Recommended Ambient	Up to +25° C	
	Storage Temperature	-40° C to +70° C	
	Relative Humidity	0-95% noncondensing	
Alarming	Indicators	Bi-color led Green (power) Red (alarm)	
	Alarm Capability	Form "C" contacts 1 set for breaker failure	
	Connection Type	Set Screw (12 to 30 Awg)	
Standards	Safety (Recognized)	UL 60950-1, UL 1801, CSA C22.2 No. 60950-1	
		EN 60950-1, IEC 60950-1	
	Telcordia (NEBS)	NEBS Level 3 Certified	
Whats included: 4 x #12-24 rack mounting screws, input connection hardware (locking nuts), chassis ground connection hardware (locking nuts).			

Notes:
 1-Dimensions are in Inches [mm].
 2-See page 2 for ordering information.

The information on this document is proprietary information that is property of Trimm, inc. and shall not be reproduced or its contents disclosed in any manner whatsoever without the express written consent from Trimm, Inc. Due to continuous product development, specifications may change from those listed. Call Trimm, inc. for information

TOLERANCES: +/- .015 ON OVERALL PART SIZE, +/- .010 FROM ANY BEND TO THE CENTERLINE OF ANY HOLE OR CUTOUT, +/- .005 FROM CENTERLINE TO CENTERLINE ON ANY HOLE OR CUTOUT

APPROVED BY:	DRAWN BY: Brian Burch	DATE: 04/02/08	SIZE:	DESCRIPTION:	REV.
			B	BREAKER PANEL 1U 8A +/-24TO48VDC 19" STUD IN/BARR OUT	
			FILE CODE	DRAWING NUMBER: 9075101001m	B
907m	TRIMM, INC. 407 RAILROAD ST. BUTNER, NC. PHONE: 1-800-298-7466 FAX: 1-919-575-6200	PAGE: 1			

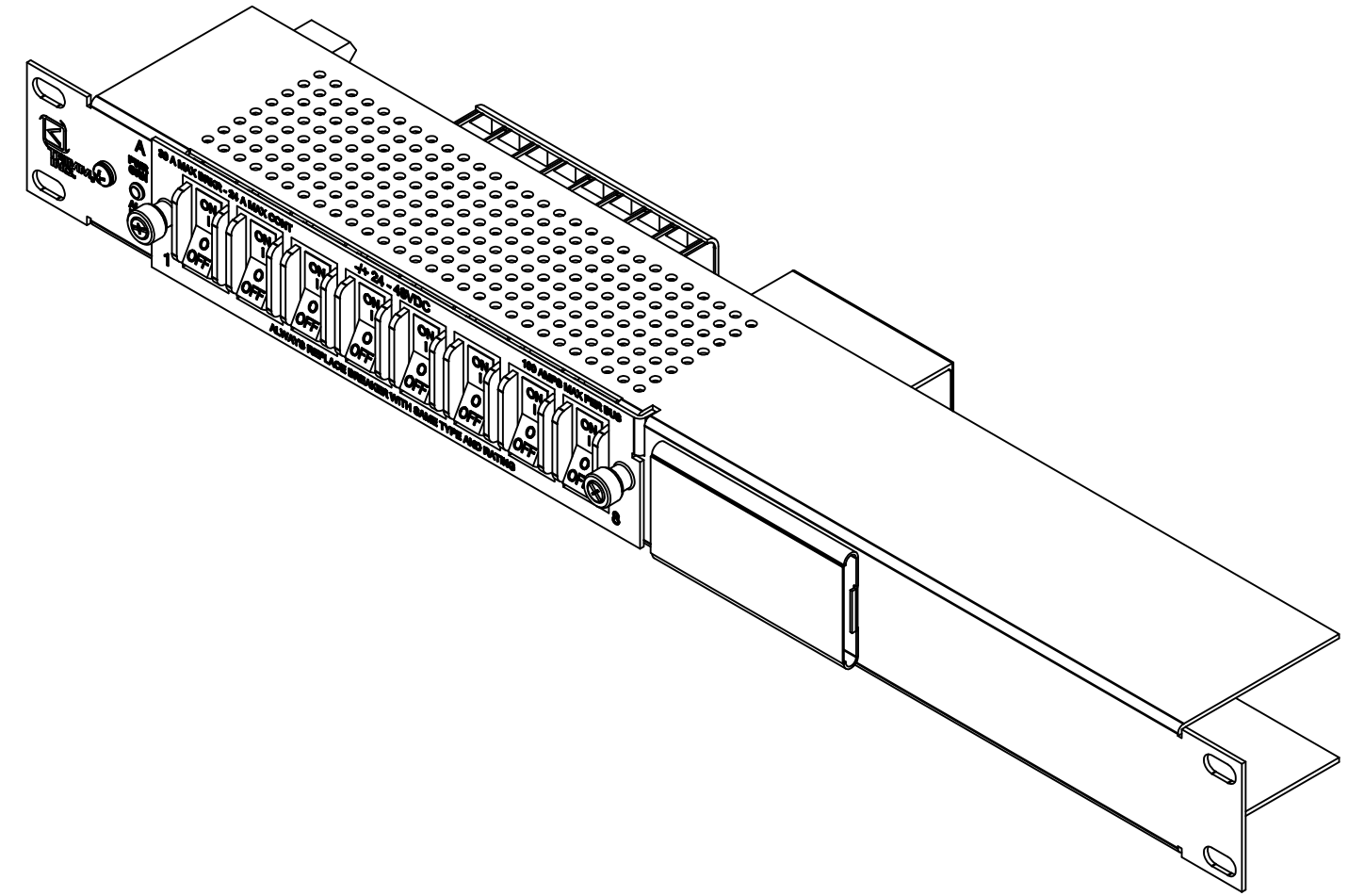
How To Order

Take the base part number 9075101001, and add a letter to the end (up to 8) for each circuit breaker from "Breaker Letters" table to be installed. Blanking plugs are provided for unfilled positions. Each bus (A and B) must be configured identically.

Example #1: Part number 9075101001AAAABBBB would be this panel with a 1/2 Amp circuit breaker in positions 1-4 (A and B bus) and a 1 Amp circuit breaker in positions 5-8 (A and B bus).

Example #2: Part number 9075101001BBB would be this panel with a 1 Amp circuit breaker in positions 1-3 (A and B bus) only and positions 4-8 (A and B bus) are unfilled.

If you wish to have the panel unfilled and circuit breakers not installed then simply order part number 9075101001 and the individual part numbers for the amperage of circuit breaker you desire from the "Breaker Part Numbers" table. Blanking plugs are not provided on unfilled panels and should be ordered separately from the table below.



Breaker Part Numbers*	
Part Number	Amperage
030017750A	1/2 Amp
030017750B	1 Amp
030017750C	2 Amp
030017750D	3 Amp
030017750E	5 Amp
030017750F	7.5 Amp
030017750G	10 Amp
030017750H	15 Amp
030017750I	20 Amp
030017750J	25 Amp
030017750K	30 Amp
9000200001	BLANK
*Used to order breakers separately	

Breaker Letters	
Letter	Amperage
A	1/2 Amp
B	1 Amp
C	2 Amp
D	3 Amp
E	5 Amp
F	7.5 Amp
G	10 Amp
H	15 Amp
I	20 Amp
J	25 Amp
K	30 Amp

The information on this document is proprietary information that is property of Trimm, inc. and shall not be reproduced or its contents disclosed in any manner whatsoever without the express written consent from Trimm, Inc. Due to continuous product development, specifications may change from those listed. Call Trimm, inc. for information

TOLERANCES: ± 0.015 ON OVERALL PART SIZE, ± 0.010 FROM ANY BEND TO THE CENTERLINE OF ANY HOLE OR CUTOUT, ± 0.005 FROM CENTERLINE TO CENTERLINE ON ANY HOLE OR CUTOUT

APPROVED BY:	DRAWN BY: Brian Burch	DATE: 04/02/08	SIZE:	DESCRIPTION:	REV.
			B	BREAKER PANEL 1U 8A -/+24TO48VDC 19" STUD IN/BARR OUT	
			FILE CODE	DRAWING NUMBER: 9075101001m	PAGE:
907m	TRIMM, INC. 407 RAILROAD ST. BUTNER, NC. PHONE: 1-800-298-7466 FAX: 1-919-575-6200		2		