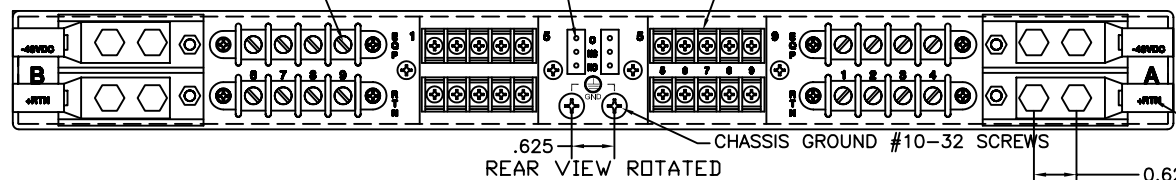


OUTPUT TERMINALS-TPA  
22-10 AWG WIRE, 50 AMPS MAX/POS  
RECOMMENDED TORQUE 15 IN-LBS.

ALARM TERMINALS  
.045 SQUARE  
WIRE WRAP PINS

OUTPUT TERMINALS-GMT  
26-14 AWG WIRE, 15 AMPS MAX/POS  
RECOMMENDED TORQUE 9 IN-LBS.



INPUT TERMINALS  
2 AWG WIRE MAX. 150 AMPS MAX.  
RECOMMENDED TORQUE 20-24 IN-LBS.  
USE PANDUIT CRIMP TOOL #CT17000 OR SIMILAR

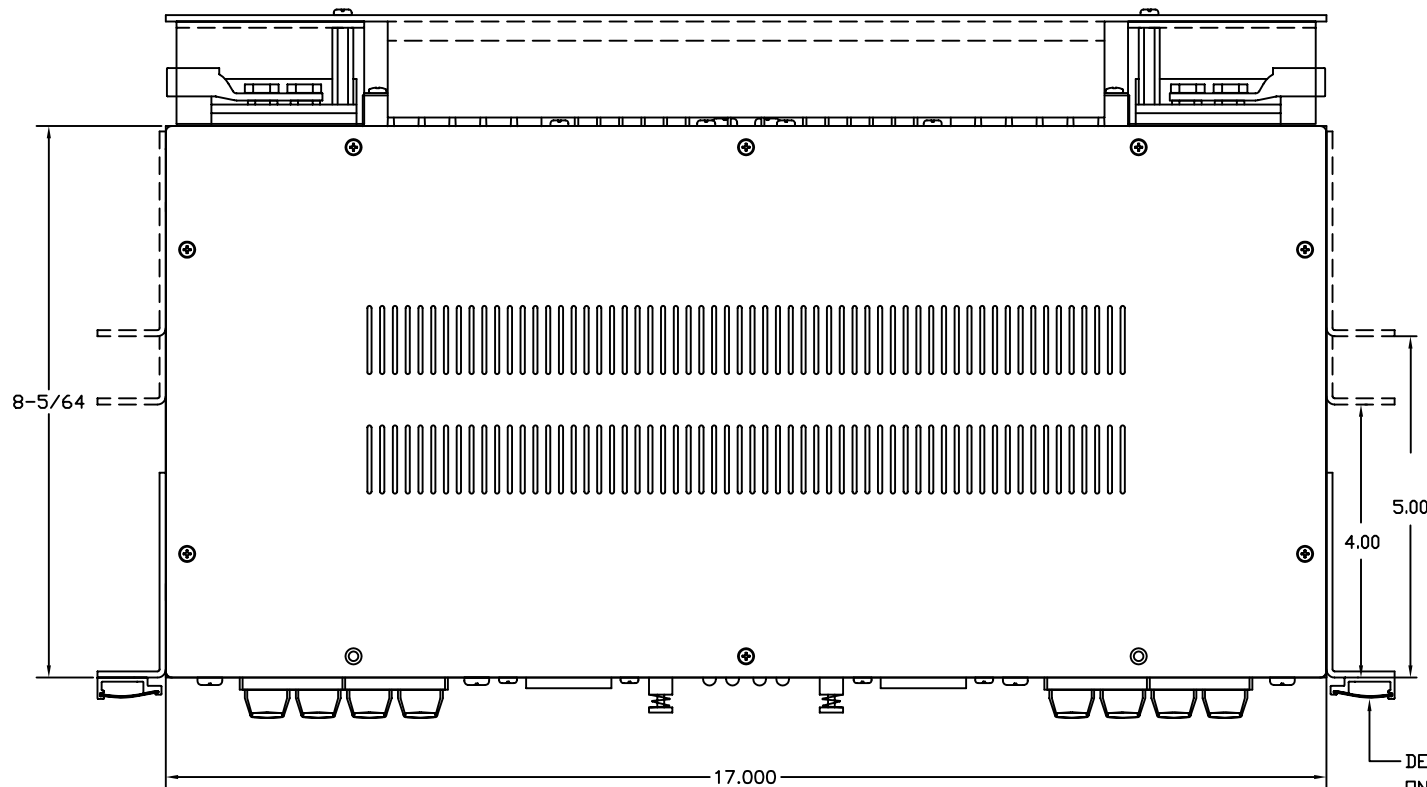
- NOTES:  
1-INPUT-150 AMP, TWO HOLE STUD 1/4X20, 5/8 HOLE SPACING, #2 AWG WIRE (LUG PROVIDED)  
WARNING: TOTAL TPA/GMT COMBINE DO NOT EXCEED 150 AMPS.  
2-OUTPUT: -TPA 50 AMP/POS, TERMINAL STRIP  
-GMT 15 AMP/POS 60 APM TOTAL, TERMINAL STRIP  
3-ALARM FRONT: GREEN LED POWER ON AND RED LED FUSE FAIL  
ALARM REAR: POWER/FUSE FAIL, WIRE WRAP .045 SQ. PIN (NO/NC/C)  
3B-REAR REMOTE ALARMS: THREE POS. CONNECTORS C/NC/NO FOR FUSE/PWR FAIL  
4-FUSE HOLDER: TPA TYPE FUSES UP TO 50 AMP MAX /POS  
GMT STYLE FUSE 15 AMP MAX /POS  
5-MOUNTING: FLUSH, 4 OR 5" ; 19 AND 23" UNIVERSAL BRACKET  
WECO AND EIA MOUNTING FEATURE  
6-CHASSIS GROUND #10-32 SCREWS (2)  
7-MATERIAL: STEEL  
8-FINISH: BLACK POWDER COATED  
9-REAR PLASTIC COVER FOR STUD INPUT  
10-HEX STUD IS INSULATED WITH HEATSHRINK TUBING

TPA  
FUSE ORDERING TABLE

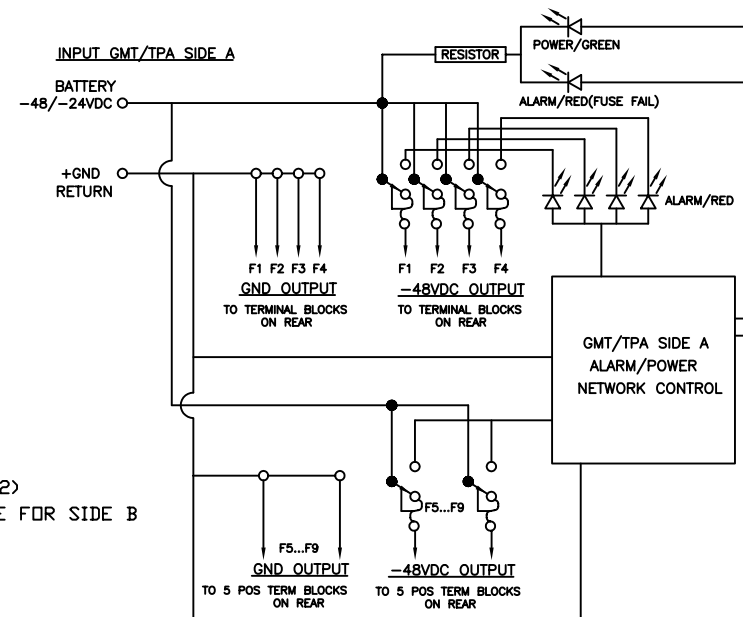
AMPERAGE	PART #
3A	7500192003
5A	7500192005
10A	7500192010
15A	7500192015
20A	7500192020
25A	7500192025
30A	7500192030
40A	7500192040
50A	7500192050

GMT  
FUSE ORDERING TABLE

AMPERAGE	PART #
.18A	0300097000
1/4A	0300097001
1/2A	0300097002
3/4A	0300097003
1A	0300097004
1-1/3A	0300097005
1-1/2A	0300097006
2A	0300097007
3A	0300097008
3-1/2A	0300097013
4A	0300097012
5A	0300097009
7-1/2A	0300097011
10A	0300097010
12A	0300097014
15A	0300097015
DUMMY	0300097100



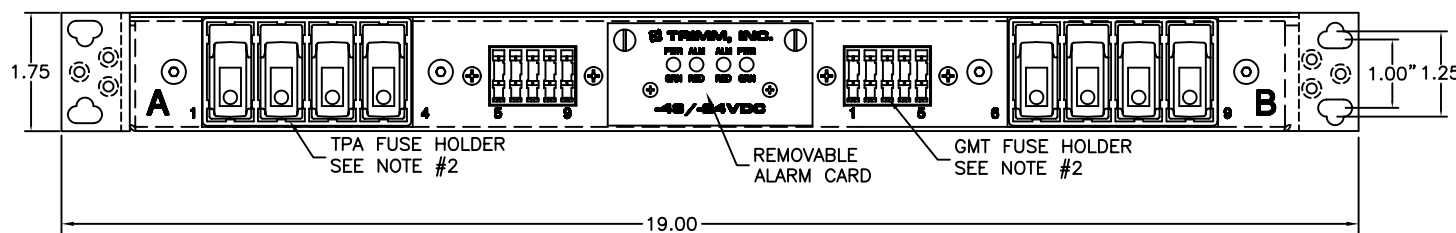
SCHEMATIC DIAGRAM-TYPICAL



DESIGNATION CARD (2)  
ONE FOR SIDE A/ONE FOR SIDE B

SIDE A

1
2
3
4
5
6
7
8
9
10



SIDE B

1
2
3
4
5
6
7
8
9
10

MANUFACTURERS PART NUMBER 7570210451

TRIMM, INC.  
CONTACT INFORMATION  
407 RAILROAD ST.  
BUTNER, NC 27509  
PHONE: 800-298-7466  
FAX: 919-575-6200  
WWW.TRIMMINC.COM

The information on this document is proprietary information that is property of Trimm, Inc. and shall not be reproduced or its contents disclosed in any manner whatsoever without the express written consent from Trimm, Inc. Due to continuous product development, specifications may change from those listed. Call Trimm, Inc. for information.

SCALE: NONE TOLERANCES: ±.005, ±1/64, ±.5"

ISSUE: B 11/26/03 BEB CUSTOMER REQUEST CHANGED REAR COVERS ADDED SEPARATE INPUT COVER AND SEPARATE OUTPUT COVER	DRAWN BY: A. SEICEANU	DATE: 03/24/01	SIZE: B	DESCRIPTION: FUSE BOX TPA/GMT 4/5 ONE RACK STUD IN/BARRIER OUT -48/-24VDC, 19"	REV. B
	PHONE: 1-919-575-6100	DRAWING NUMBER: 7570210451	PAGE: 1 OF 1		

**TRIMM, INC.**