

Bridging Clip Kits

Specifications

Material


Copper 11000 Alloy, Minimum
 Conductivity 100% IACS

Insulation

Functional Epoxy Coated outside
 connection areas.

Benefits

- Convert your Trimm Demarcation Panel into a distribution panel to cut the installation costs in half or more.
- Tough epoxy coated copper bus bars simplify installation and protect against shorts.
- Designed to fit Trimm Demarcation Panels perfectly for reliable installations.

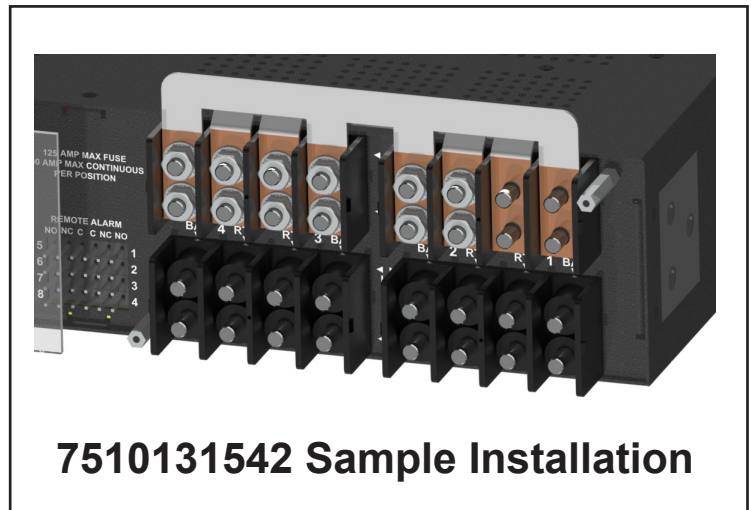
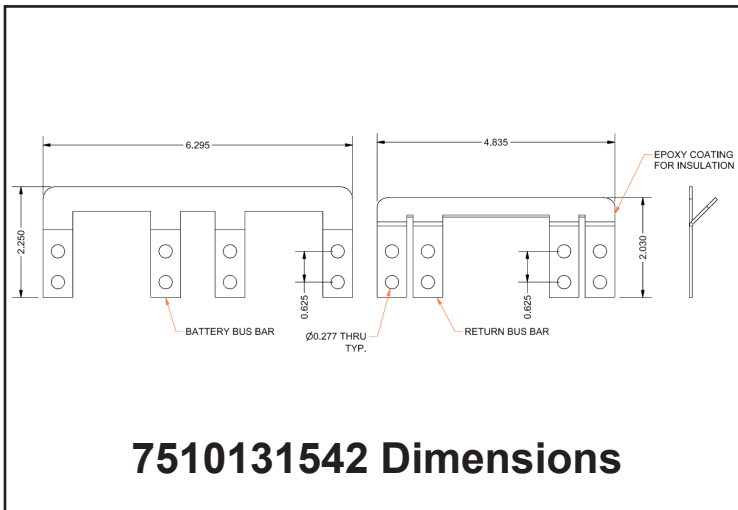
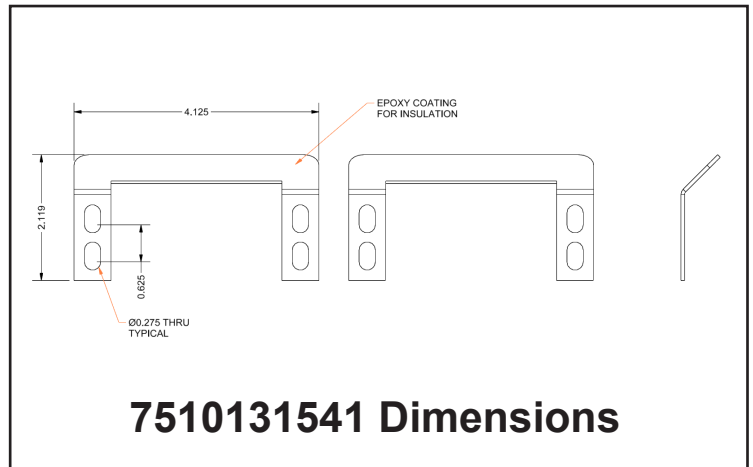


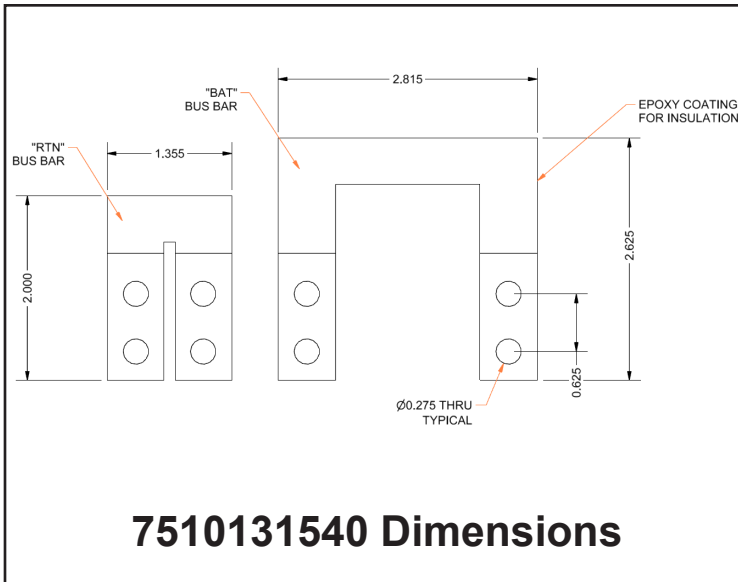


Ordering Guide

Part Number	Description	Used With Trimm Panel
7510131540	Bridging Clip Kit, Bridges 2 Demarcation Inputs into 1 Input. One input wire can then feed two outputs.	9278 Series 8 Position Demarc Panels 9275 Series 6 Position Demarc Panels*
7510131541	Bridging Clip Kit, Bridges 2 Demarcation Inputs into 1 Input. One input wire can then feed two outputs.	9274 Series 4 Position Demarc Panels
7510131542	Bridging Clip Kit, Bridges 4 Demarcation Inputs into 1 Input. One input wire can then feed four outputs.	9278 Series 8 Position Demarc Panels 9275 Series 6 Position Demarc Panels*

**Bridging Clip Kits can only be used on Demarcation Inputs. Cannot be used on GMT Inputs.*

Bridging Clip Kits



NOTES