

9073101001

Optimum Value 8/8 DC Breaker Panel



Positions Per Bus
8

Max Per Position
30 Amps

Bus Capacity
100 Amps

GENERAL

Dimensions	23.00" W x 1.75" H x 3.250" D
Rack Space	1U
Weight	3.5 lbs.
Mounting	23" EIA
Mtg. Pos.	Flush (Swing Hinges available)
Finish	Black Textured Powder Coat

ELECTRICAL

Input	Nominal Voltage	-/+24-48V DC
	Voltage Range	-/+19-60V DC
	Number of Buses	2
	Intr. Device Rating	125 Amps
Output	Max Breaker Rating	30 Amp
	Continuous Load Rating	24 Amps

ALARMING

Indicators	Bi-color LED Green (Power) Red (Alarm)
Function	Form C relay contacts for remote breaker fail indication
Conn. Type	Set Screw Output (12 to 22 AWG)
Rating	DC 30W/AC 50VA

CONNECTIONS

Input	2 Hole Lug	1/4" stud x 5/8" spacing
	Wire Range	Up to 2/0 AWG (90 degree)
	Max. Terminal Width	0.625"
	Tightening Torque	24 in-lb (2.7 Nm)
Output	Barrier Strip Output	#6 Sems Screw for Terminals
	Wire Range	10 to 22 AWG
	Max. Terminal Width	0.330"
	Tightening Torque	9 in-lb (1 Nm)
Ground Bus	2 Hole Lug	1/4" stud x 5/8" spacing
	Wire Range	6 AWG lug supplied with panel

ENVIRONMENT

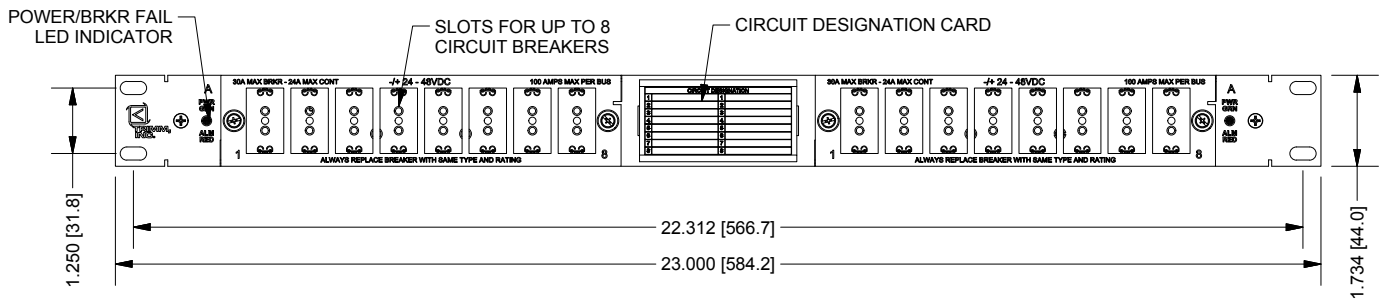
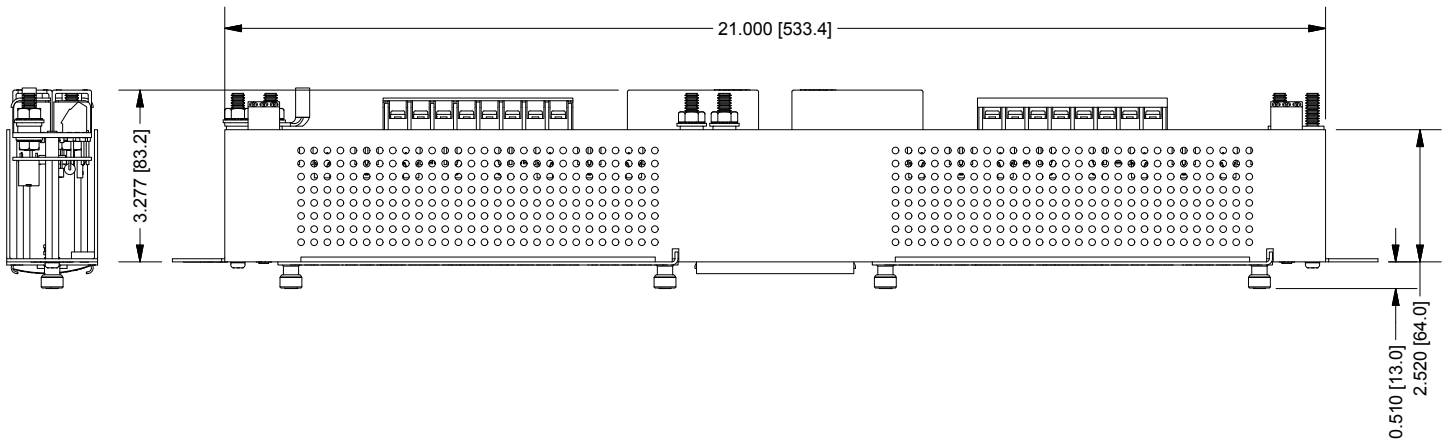
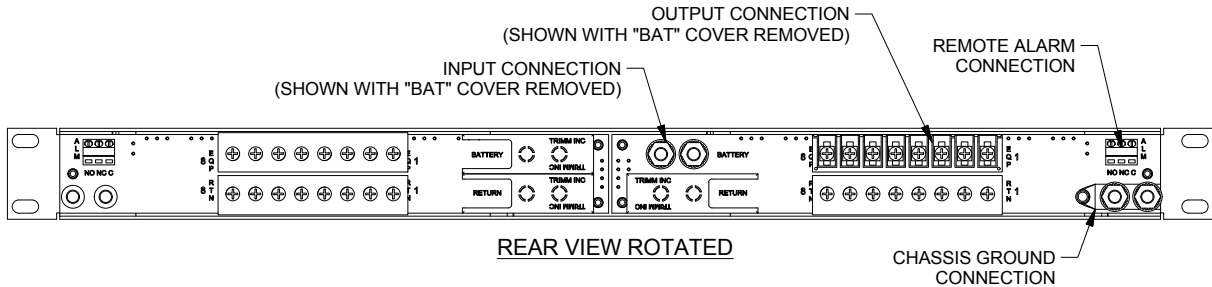
Short Term Op Temp	-5° C to +55° C
Ambient	Up to 25° C
Store Temp	-40° C to +70° C
Humidity	0 to 95% non-condensing
Power Dissipation	42 Watts max

STANDARDS

Safety (Recognized)	UL 60950-1/UL 1801/CSA C22.2 No.60950-1/EN 60950-1/IEC 60950-1
Telcordia	NEBS Level 3 (GR-63/GR-1089)

8/8 Position OV Breaker Panel, Stud In, Barrier Out, 23" Width

9073101001



NOTES

Go to www.trimminc.com for a complete list of the breakers to order with this panel.