

# 8472111002

## GMT/KLM Fuse Panel

### Total Front Access



Positions Per Bus  
2 KLM - 10 GMT

Max Per Position  
30A KLM - 15A GMT

Bus Capacity  
100 Amps

### GENERAL

Dimensions	19.00" W x 3.50" H x 6.625" D
Rack Space	2U
Weight	5.0 lbs.
Mounting	Universal 19", 23", or Wall-Mountable, WECCO/EIA
Mtg. Pos.	Front or Rear Flush, 2.835" Offset
Finish	Black Textured Powder Coat

### ELECTRICAL

Input	Nominal Voltage	-/+12-24V DC
	Voltage Range	-/+10-30V DC
	Number of Buses	2
	Intr. Device Rating	125 Amps
Output	Max Fuse Rating	KLM Fuse - 30 Amp GMT Fuse - 15 Amp
	Continuous Load Rating	KLM Fuse - 24 Amps GMT Fuse - 10.5 Amps

### ALARMING

Indicators	Green (Power)/Red (Alarm)
Function	Form C relay contacts for remote fuse and power fail indication
Conn. Type	Solderless Wire Wrap (18 to 30 AWG)
Rating	DC 30W/AC 50VA

### CONNECTIONS

Input	2 Hole Lug	1/4" stud x 5/8" spacing
	Wire Range	Up to 2/0 AWG
	Max. Terminal Width	0.640"
	Tightening Torque	40 in-lb (2.7 Nm)
Output	Connection Type	Set Screw Output
	Wire Range	KLM - 10 to 24 AWG GMT - 12 to 22 AWG
	Max. Terminal Width	No Terminals Required
	Tightening Torque	5 in-lb GMT - 6 in-lb KLM
Ground Bus	2 Hole Lug	1/4" stud x 5/8" spacing
	Wire Range	6 AWG lug supplied with panel

### ENVIRONMENT

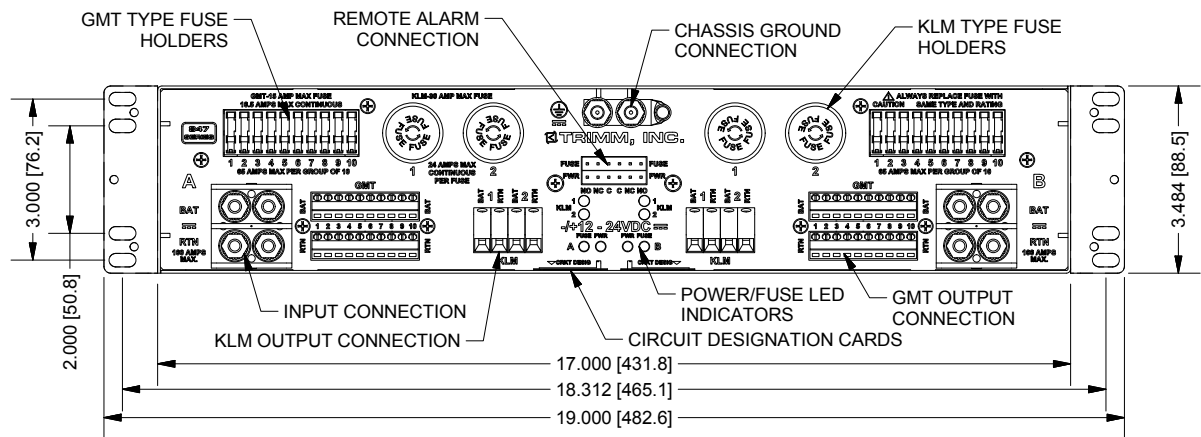
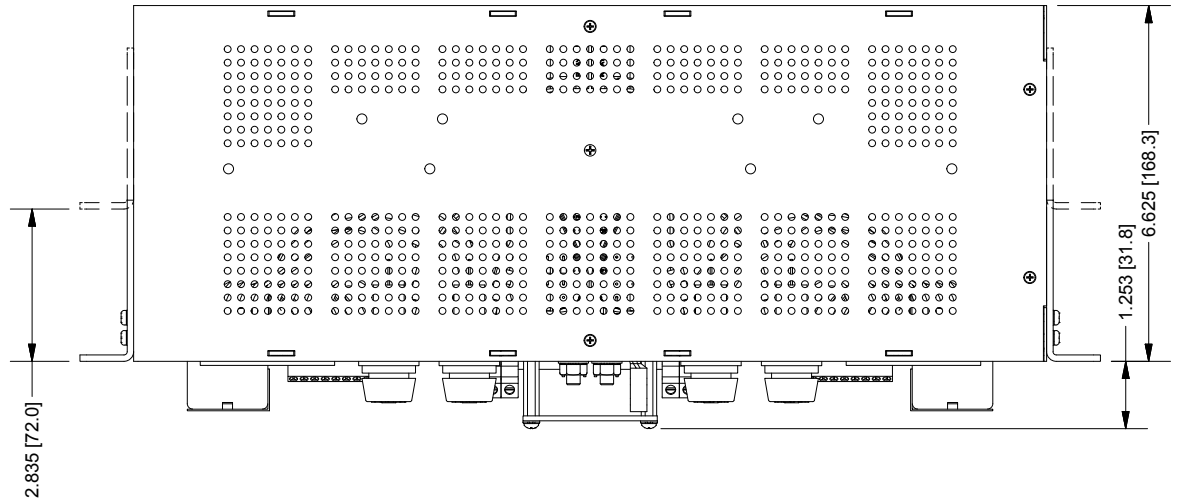
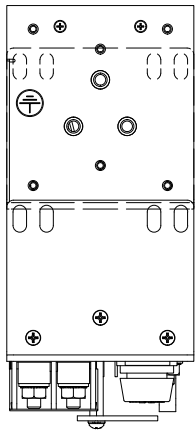
Short Term Op Temp	-40° C to +70° C
Ambient	Up to 65° C
Store Temp	-40° C to +70° C
Humidity	0 to 95% non-condensing
Power Dissipation	43.08 Watts max

### STANDARDS

Safety <small>(Listed)</small>	UL 60950-1/UL 1801/CSA C22.2 No.60950-1/EN 60950-1/IEC 60950-1
Telcordia	NEBS Level 3 (GR-63/GR-1089) and GR-3108 Class 3 (w/o salt fog testing)

# Front Access, 10/2 GMT KLM Fuse Panel, Stud In, Barrier Out

## 8472111002



### NOTES

Go to [www.trimm-inc.com](http://www.trimm-inc.com) for a complete list of the fuses to order with this panel.