

# 8273221001

## GMT/TPA Fuse Panel

### -/+24 to 48V DC

Positions Per Bus  
4 TPA - 20 GMT

Max Per Position  
50A TPA - 15A GMT

Bus Capacity  
300 Amps



GENERAL		
Dimensions	19.00" W x 3.50" H x 12.125" D	
Rack Space	2U	
Weight	11.0 lbs.	
Mounting	Universal 19" or 23", WECCO or EIA	
Mtg. Pos.	Flush, 3" or 4" Offset	
Finish	Black Textured Powder Coat	
ELECTRICAL		
Input	Nominal Voltage	-/+24-48V DC
	Voltage Range	-/+19-60V DC
	Number of Buses	2
	Intr. Device Rating	375 Amps
Output	Max Fuse Rating	TPA Fuse - 50 Amp GMT Fuse - 15 Amp
	Continuous Load Rating	TPA Fuse - 40 Amps GMT Fuse - 10.5 Amps
ALARMING		
Indicators	Green (Power)/Red (Alarm)	
Function	Form C relay contacts for remote fuse and power fail indication	
Conn. Type	Solderless Wire Wrap (18 to 30 AWG)	
Rating	DC 30W/AC 50VA	

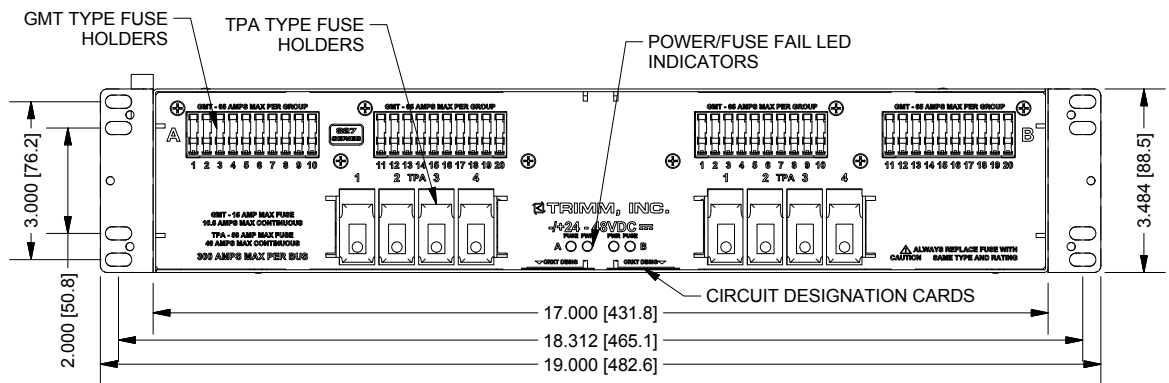
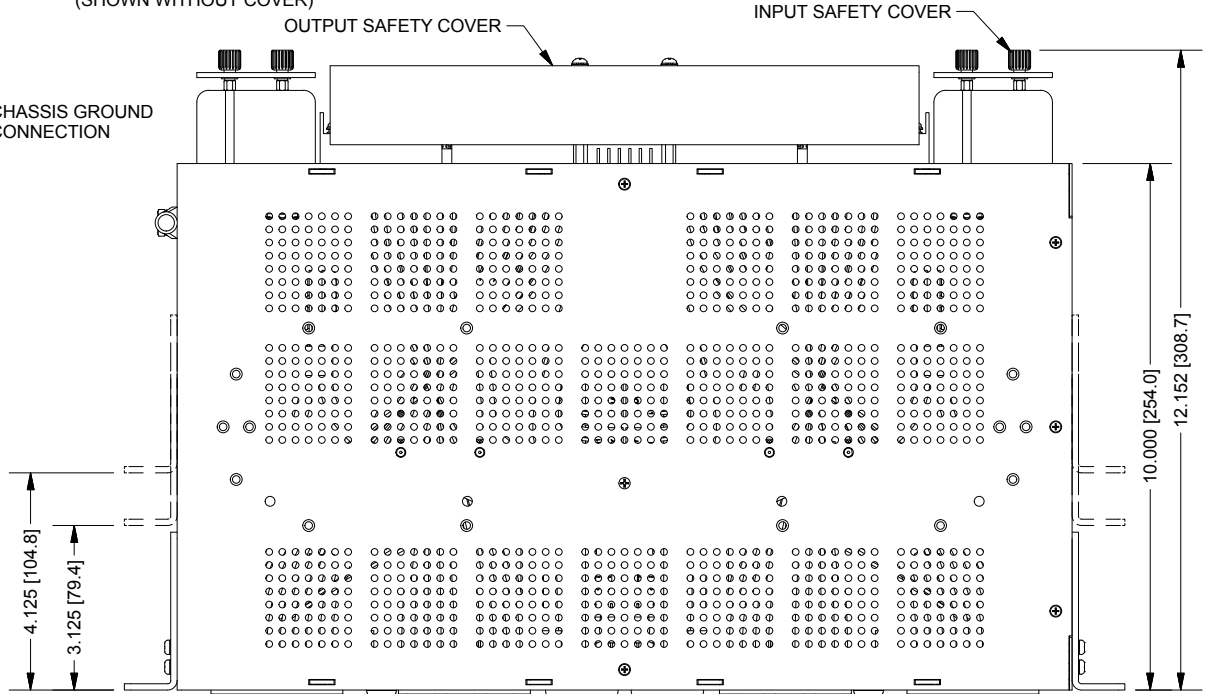
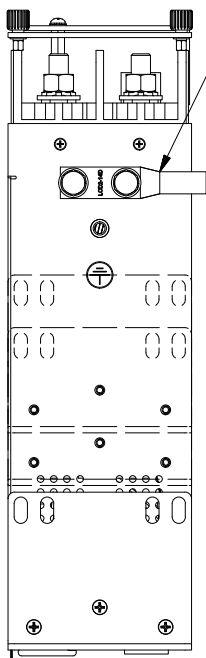
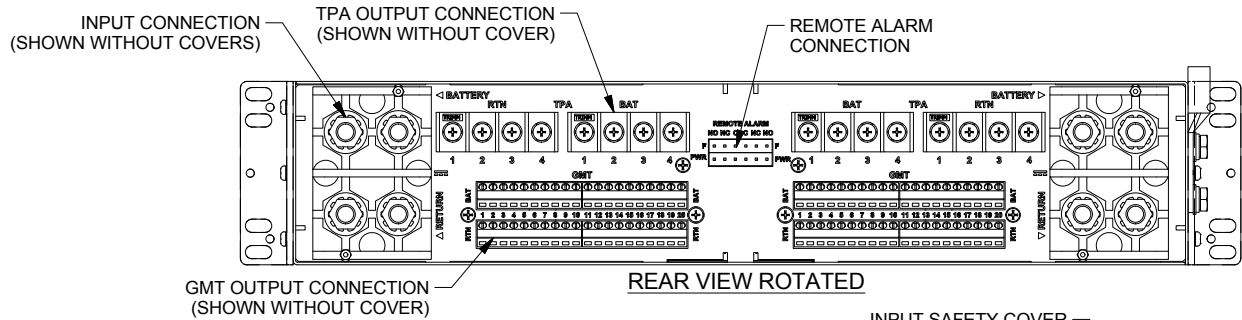
CONNECTIONS		
Input	2 Hole Lug	3/8" stud x 1" spacing
	Wire Range	Up to 500 kcmil
	Max. Terminal Width	1.400"
	Tightening Torque	190 in-lb (21.5 Nm)
Output	TPA - Barrier Strip	TPA - #8 SEMS Screw,
	GMT - Set Screw	GMT - Cage Clamp
	Wire Range	TPA - 6 to 22 AWG GMT - 12 to 22 AWG
	Max. Terminal Width	TPA - .500" / GMT - Not Needed
Tightening Torque	5 in-lb GMT - 16 in-lb TPA	
	Ground Bus	2 Hole Lug
Wire Range	2 AWG lug supplied with panel	

ENVIRONMENT	
Short Term Op Temp	-40° C to +70° C
Ambient	Up to 65° C
Store Temp	-40° C to +70° C
Humidity	0 to 95% non-condensing
Power Dissipation	82.8 Watts max

STANDARDS	
Safety <small>(Listed)</small>	UL 60950-1/UL 1801/CSA C22.2 No.60950-1/EN 60950-1/IEC 60950-1
Telcordia	NEBS Level 3 (GR-63/GR-1089) and GR-3108 Class 3 (w/o salt fog testing)

# 20/4 GMT TPA Fuse Panel, GMT Set Screw, TPA Barrier Out

## 8273221001



### NOTES

Go to [www.triminc.com](http://www.triminc.com) for a complete list of the fuses to order with this panel.