

8172111002

KLM GMT Fuse Panel

-/+12 to 24V DC

Positions Per Bus
2 KLM - 10 GMT

Max Per Position
30A KLM - 15A GMT

Bus Capacity
100 Amps

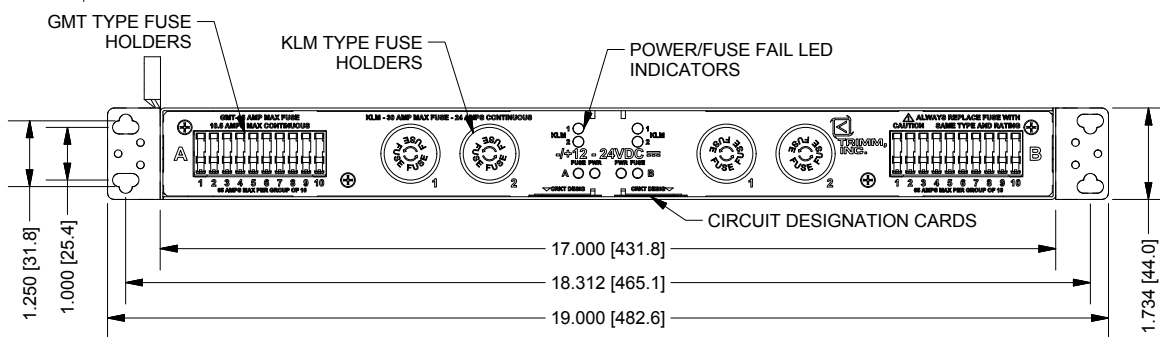
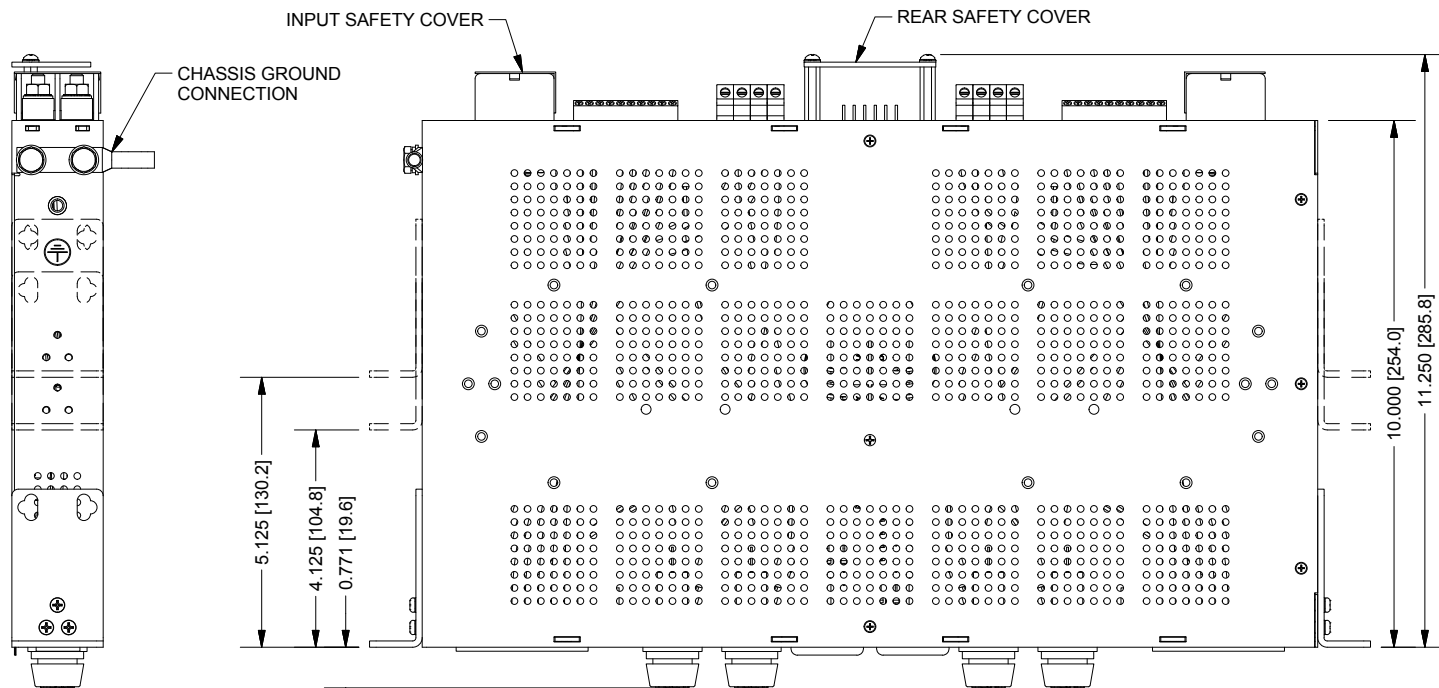
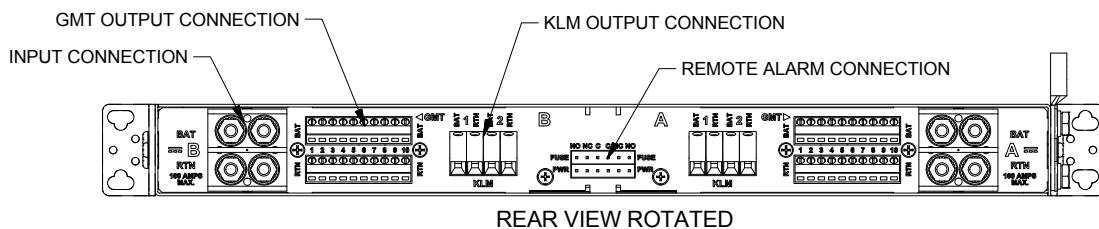


GENERAL		
Dimensions	19.00" W x 1.75" H x 11.250" D	
Rack Space	1U	
Weight	6.0 lbs.	
Mounting	Universal 19" or 23", WECO or EIA	
Mtg. Pos.	Flush, 4" or 5" Offset	
Finish	Black Textured Powder Coat	
ELECTRICAL		
Input	Nominal Voltage	-/+12-24V DC
	Voltage Range	-/+10-30V DC
	Number of Buses	2
	Intr. Device Rating	125 Amps
Output	Max Fuse Rating	KLM Fuse - 30 Amp GMT Fuse - 15 Amp
	Continous Load Rating	KLM Fuse - 24 Amps GMT Fuse - 10.5 Amps
ALARMING		
Indicators	Green (Power)/Red (Alarm)	
Function	Form C relay contacts for remote fuse and power fail indication	
Conn. Type	Solderless Wire Wrap (18 to 30 AWG)	
Rating	DC 30W/AC 50VA	

CONNECTIONS		
Input	2 Hole Lug	1/4" stud x 5/8" spacing
	Wire Range	Up to 2/0 AWG
	Max. Terminal Width	0.640"
	Tightening Torque	40 in-lb (2.7 Nm)
Output	Connection Type	Set Screw Output
	Wire Range	KLM - 10 to 24 AWG GMT - 12 to 22 AWG
	Max. Terminal Width	No Terminals Required
	Tightening Torque	5 in-lb GMT - 6 in-lb KLM
Ground Bus	2 Hole Lug	1/4" stud x 1" spacing
	Wire Range	6 AWG lug supplied with panel
ENVIRONMENT		
Short Term Op Temp	-40° C to +70° C	
Ambient	Up to 65° C	
Store Temp	-40° C to +70° C	
Humidity	0 to 95% non-condensing	
Power Dissipation	43.08 Watts max	
STANDARDS		
Safety <small>(Listed)</small>	UL 60950-1/UL 1801/CSA C22.2 No.60950-1/EN 60950-1/IEC 60950-1	
Telcordia	NEBS Level 3 (GR-63/GR-1089) and GR-3108 Class 3 (w/o salt fog testing)	

10/2 GMT KLM Fuse Panel, Stud Input, Set Screw Output

8172111002



NOTES

Go to www.triminc.com for a complete list of the fuses to order with this panel.