

7571031003

GMT Fuse Panel

Optimum Value



Positions Per Bus
20

Max Per Position
15 Amps

Bus Capacity
80 Amps

GENERAL

Dimensions	19.00" W x 1.75" H x 2.000" D
Rack Space	1U
Weight	1.5 lbs.
Mounting	19" WECCO/EIA (23" brackets available)
Mtg. Pos.	Flush (Swing Hinges available)
Finish	Clear Anodized

ELECTRICAL

Input	Nominal Voltage	-/+5-12V DC
	Voltage Range	-/+4-15V DC
	Number of Buses	2
	Intr. Device Rating	100 Amps
Output	Max Fuse Rating	15 Amp
	Continuous Load Rating	10.5 Amps

ALARMING

Indicators	Bi-color LED Green (Power) Red (Alarm)
Function	Form C relay contacts for remote fuse fail indication
Conn. Type	Set Screw (12 to 22 AWG)
Rating	DC 30W/AC 50VA

CONNECTIONS

Input	2 Hole Lug	1/4" stud x 5/8" spacing
	Wire Range	Up to 2/0 AWG
	Max. Terminal Width	0.625"
	Tightening Torque	24 in-lb (2.7 Nm)
Output	Connection Type	Set Screw Output
	Wire Range	12 to 22 AWG
	Max. Terminal Width	No Terminals Required
	Tightening Torque	5 in-lb (.5 Nm)
Ground Bus	2 Hole Lug	1/4" stud x 5/8" spacing
	Wire Range	8 AWG lug supplied with panel

ENVIRONMENT

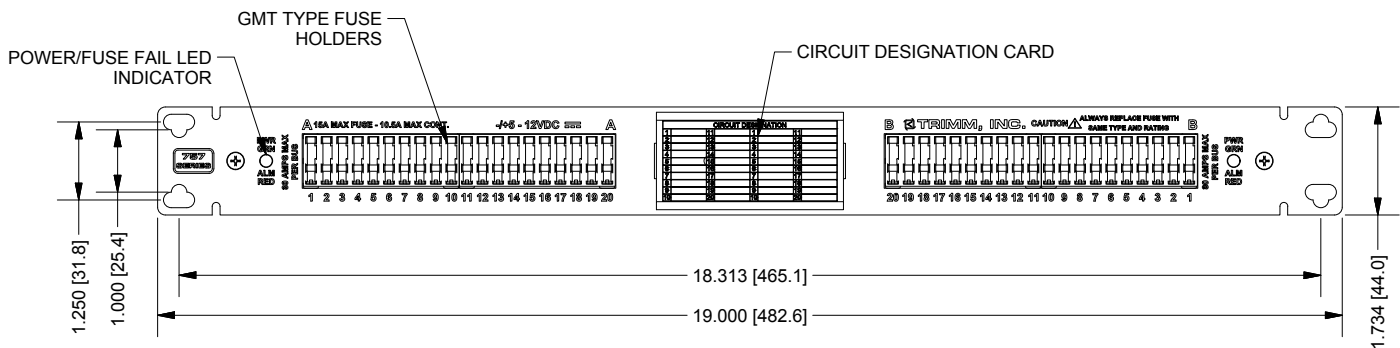
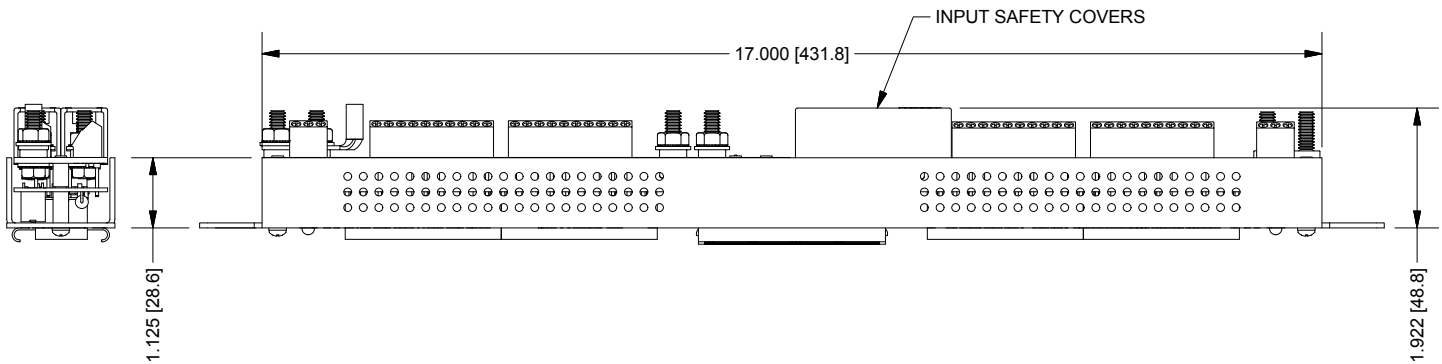
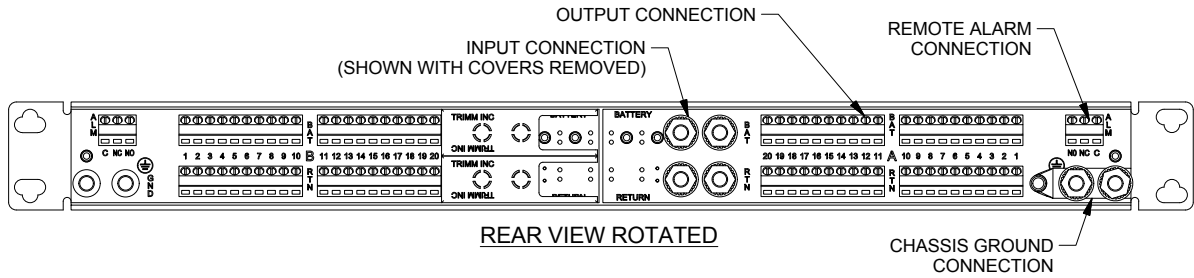
Short Term Op Temp	-40° C to +70° C
Ambient	Up to 65° C
Store Temp	-40° C to +70° C
Humidity	0 to 95% non-condensing
Power Dissipation	23.68 Watts max

STANDARDS

Safety (Recognized)	UL 60950-1/UL 1801/CSA C22.2 No.60950-1/EN 60950-1/IEC 60950-1
Telcordia	NEBS Level 3 (GR-63/GR-1089) and GR-3108 Class 3 (w/o salt fog testing)

20/20 0V GMT Fuse Panel, Stud Input, Set Screw Output

7571048101



NOTES

Go to www.trimm.com for a complete list of the fuses to order with this panel.