

7371111003

TPA Fuse Panel 1U

Set Screw Output



Positions Per Bus
4

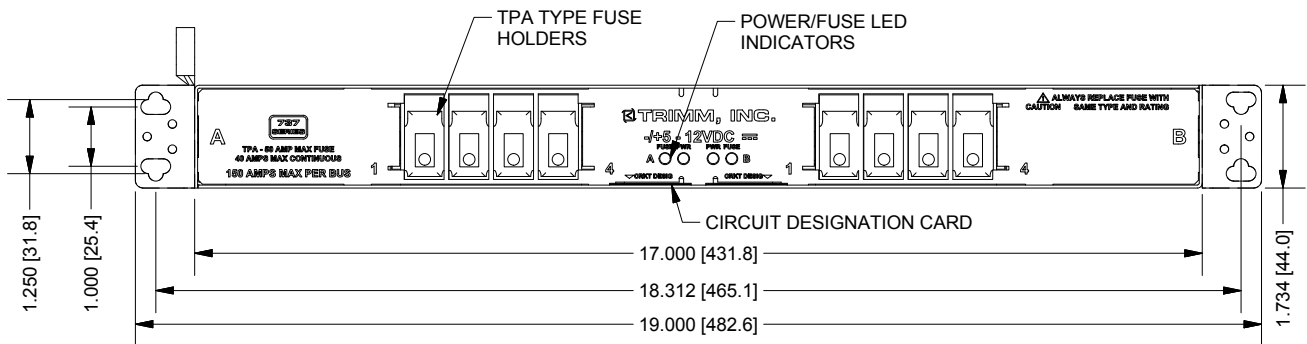
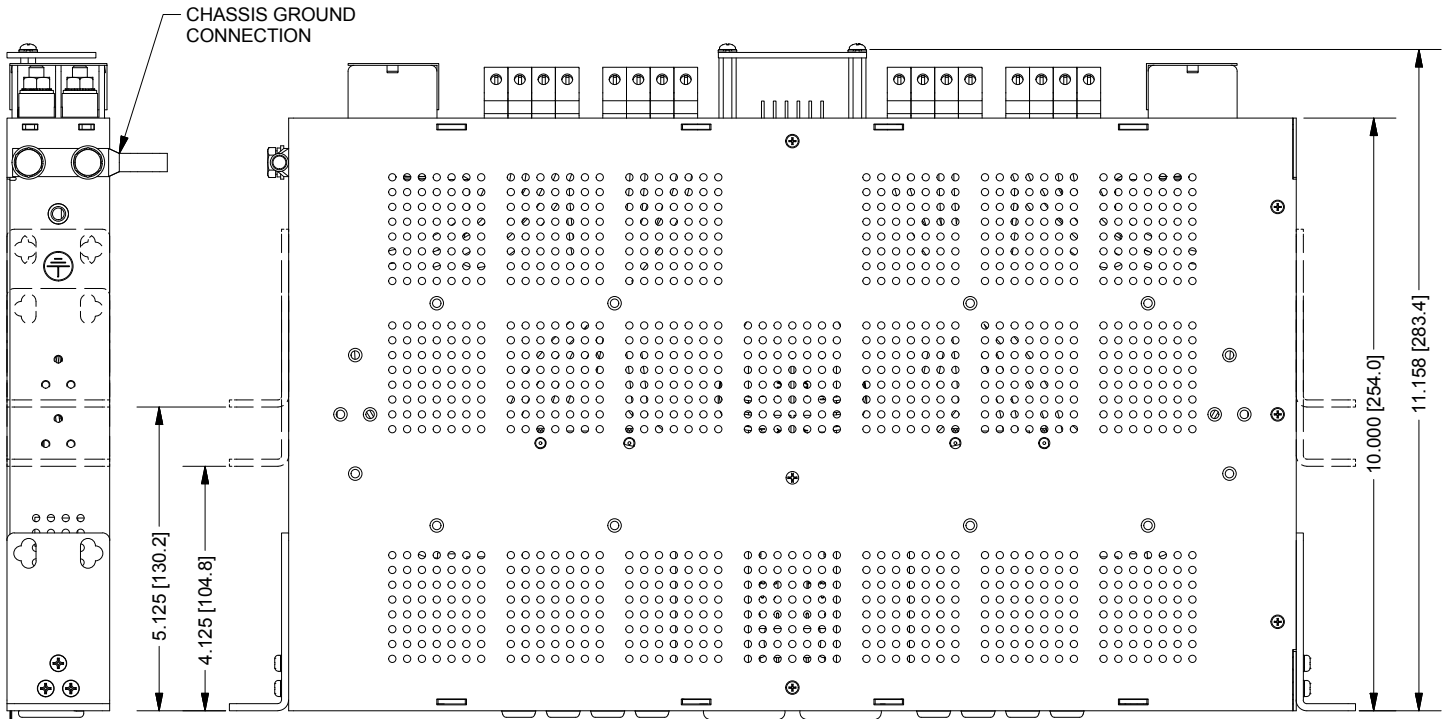
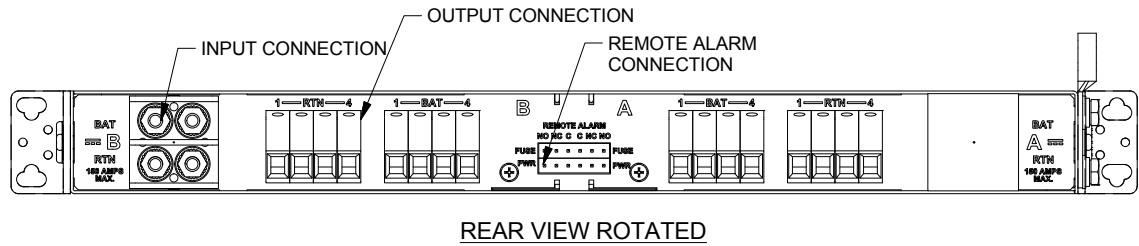
Max Per Position
50 Amps

Bus Capacity
150 Amps

GENERAL	
Dimensions	19.00" W x 1.75" H x 11.250" D
Rack Space	1U
Weight	6.5 lbs.
Mounting	Universal 19" or 23", WECCO or EIA
Mtg. Pos.	Flush, 4" or 5" Offset
Finish	Black Textured Powder Coat
ELECTRICAL	
Input	Nominal Voltage -/+5-12V DC
	Voltage Range -/+4-15V DC
	Number of Buses 2
	Intr. Device Rating 175 Amps
Output	Max Fuse Rating 50 Amp
	Continuous Load Rating 40 Amps
ALARMING	
Indicators	Green (Power)/Red (Alarm)
Function	Form C relay contacts for remote fuse and power fail indication
Conn. Type	Solderless Wire Wrap (18 to 30 AWG)
Rating	DC 30W/AC 50VA
CONNECTIONS	
Input	2 Hole Lug 1/4" stud x 5/8" spacing
	Wire Range Up to 2/0 AWG
	Max. Terminal Width 0.640"
	Tightening Torque 40 in-lb (4.5 Nm)
Output	Connection Type Set Screw Output
	Wire Range 6 to 20 AWG
	Max. Terminal Width No Terminals Required
	Tightening Torque 16 in-lb (1.8 Nm)
Ground Bus	2 Hole Lug 1/4" stud x 1" spacing
	Wire Range 6 AWG lug supplied with panel
ENVIRONMENT	
Short Term Op Temp	-5° C to +55° C
Ambient	Up to 50° C
Store Temp	-40° C to +70° C
Humidity	0 to 95% non-condensing
Power Dissipation	35.7 Watts max
STANDARDS	
Safety <small>(Listed)</small>	UL 60950-1/UL 1801/CSA C22.2 No.60950-1/EN 60950-1/IEC 60950-1
Telcordia	NEBS Level 3 (GR-63/GR-1089)

4A/4B TPA Fuse Panel, Stud Input, Set Screw Output

7371111003



NOTES

Go to www.trimm-inc.com for a complete list of the fuses to order with this panel.