

7074111003

GMT Fuse Panel

-/+5 to 12V DC



Positions Per Bus
20

Max Per Position
15 Amps

Bus Capacity
125 Amps

GENERAL

Dimensions	19.00" W x 1.75" H x 11.250" D
Rack Space	1U
Weight	6.0 lbs.
Mounting	Universal 19" or 23", WECCO or EIA
Mtg. Pos.	Flush, 4" or 5" Offset
Finish	Black Textured Powder Coat

ELECTRICAL

Input	Nominal Voltage	-/+5-12V DC
	Voltage Range	-/+4-15V DC
	Number of Buses	2
	Intr. Device Rating	150 Amps
Output	Max Fuse Rating	15 Amp
	Continuous Load Rating	10.5 Amps

ALARMING

Indicators	Green (Power)/Red (Alarm)
Function	Form C relay contacts for remote fuse and power fail indication
Conn. Type	Solderless Wire Wrap (18 to 30 AWG)
Rating	DC 30W/AC 50VA

CONNECTIONS

Input	2 Hole Lug	1/4" stud x 5/8" spacing
	Wire Range	Up to 2/0 AWG
	Max. Terminal Width	0.640"
	Tightening Torque	40 in-lb (4.5 Nm)
Output	Connection Type	Set Screw Output
	Wire Range	12 to 22 AWG
	Max. Terminal Width	No Terminals Required
	Tightening Torque	5 in-lb (.5 Nm)
Ground Bus	2 Hole Lug	1/4" stud x 1" spacing
	Wire Range	6 AWG lug supplied with panel

ENVIRONMENT

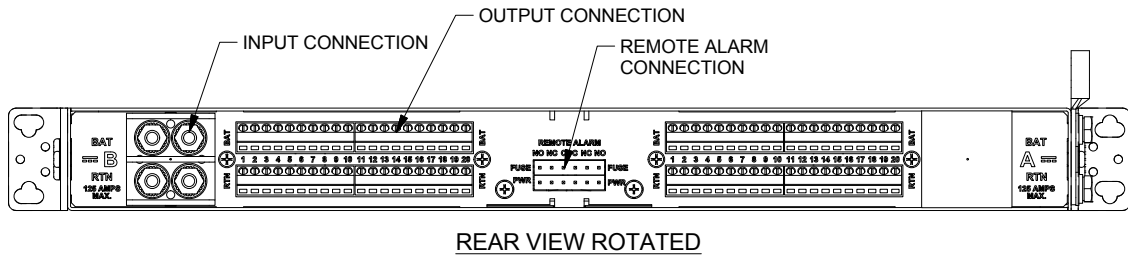
Short Term Op Temp	-40° C to +70° C
Ambient	Up to 65° C
Store Temp	-40° C to +70° C
Humidity	0 to 95% non-condensing
Power Dissipation	43 Watts max

STANDARDS

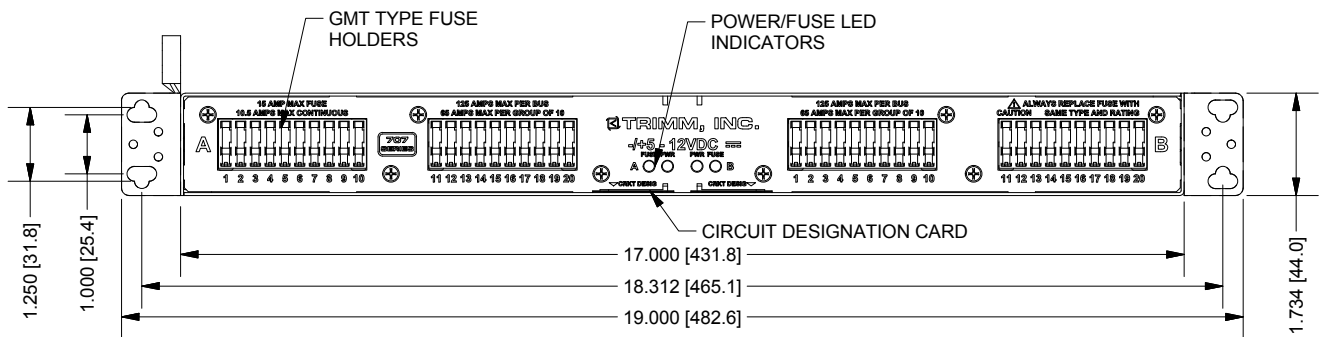
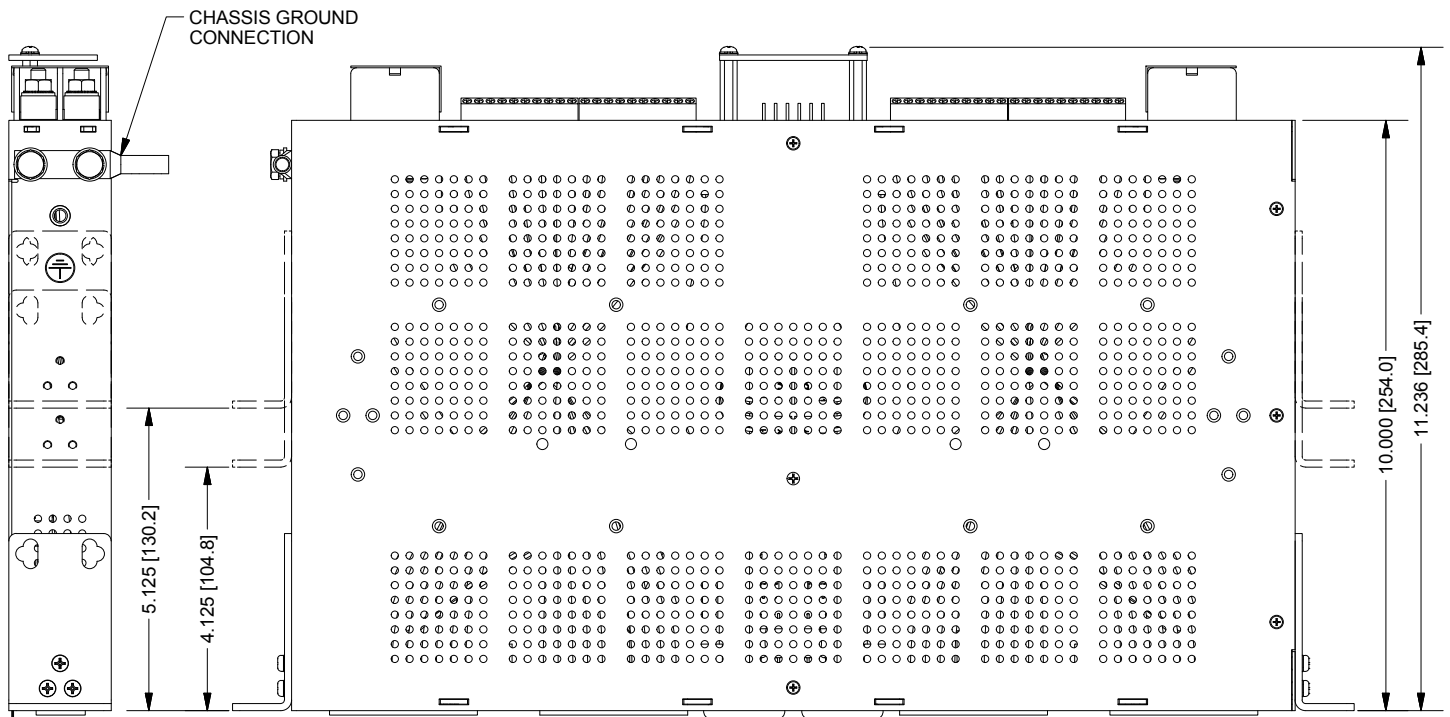
Safety <small>(Listed)</small>	UL 60950-1/UL 1801/CSA C22.2 No.60950-1/EN 60950-1/IEC 60950-1
Telcordia	NEBS Level 3 (GR-63/GR-1089) and GR-3108 Class 3 (w/o salt fog testing)

20/20 GMT Fuse Panel, Stud Input, Set Screw Output

7074111003



REAR VIEW ROTATED



NOTES

Go to www.trimm-inc.com for a complete list of the fuses to order with this panel.