

# 7071101002

## GMT Fuse Panel

### -/+12 to 24V DC

**Positions Per Panel**  
**10**

**Max Per Position**  
**15 Amps**

**Bus Capacity**  
**65 Amps**

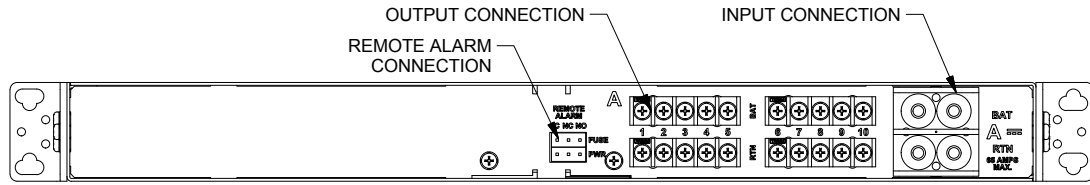


GENERAL		
Dimensions	19.00" W x 1.75" H x 11.250" D	
Rack Space	1U	
Weight	5.0 lbs.	
Mounting	Universal 19" or 23", WECCO or EIA	
Mtg. Pos.	Flush, 4" or 5" Offset	
Finish	Black Textured Powder Coat	
ELECTRICAL		
Input	Nominal Voltage	-/+12-24V DC
	Voltage Range	-/+10-30V DC
	Number of Buses	1
	Intr. Device Rating	80 Amps
Output	Max Fuse Rating	15 Amp
	Continuous Load Rating	10.5 Amps
ALARMING		
Indicators	Green (Power)/Red (Alarm)	
Function	Form C relay contacts for remote fuse and power fail indication	
Conn. Type	Solderless Wire Wrap (18 to 30 AWG)	
Rating	DC 30W/AC 50VA	

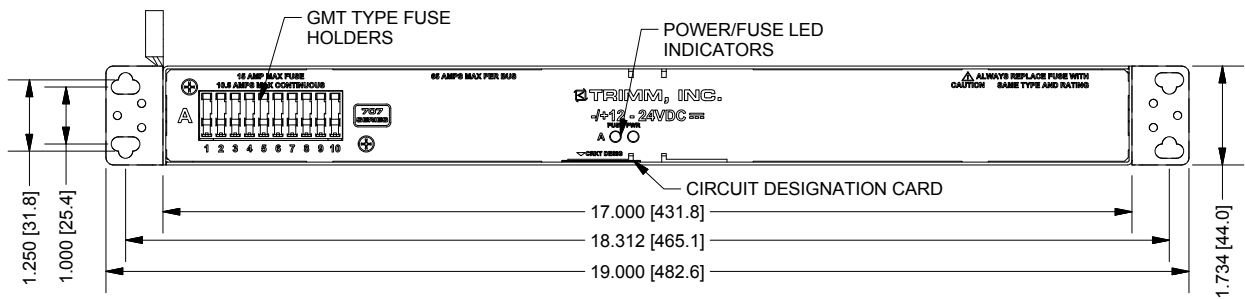
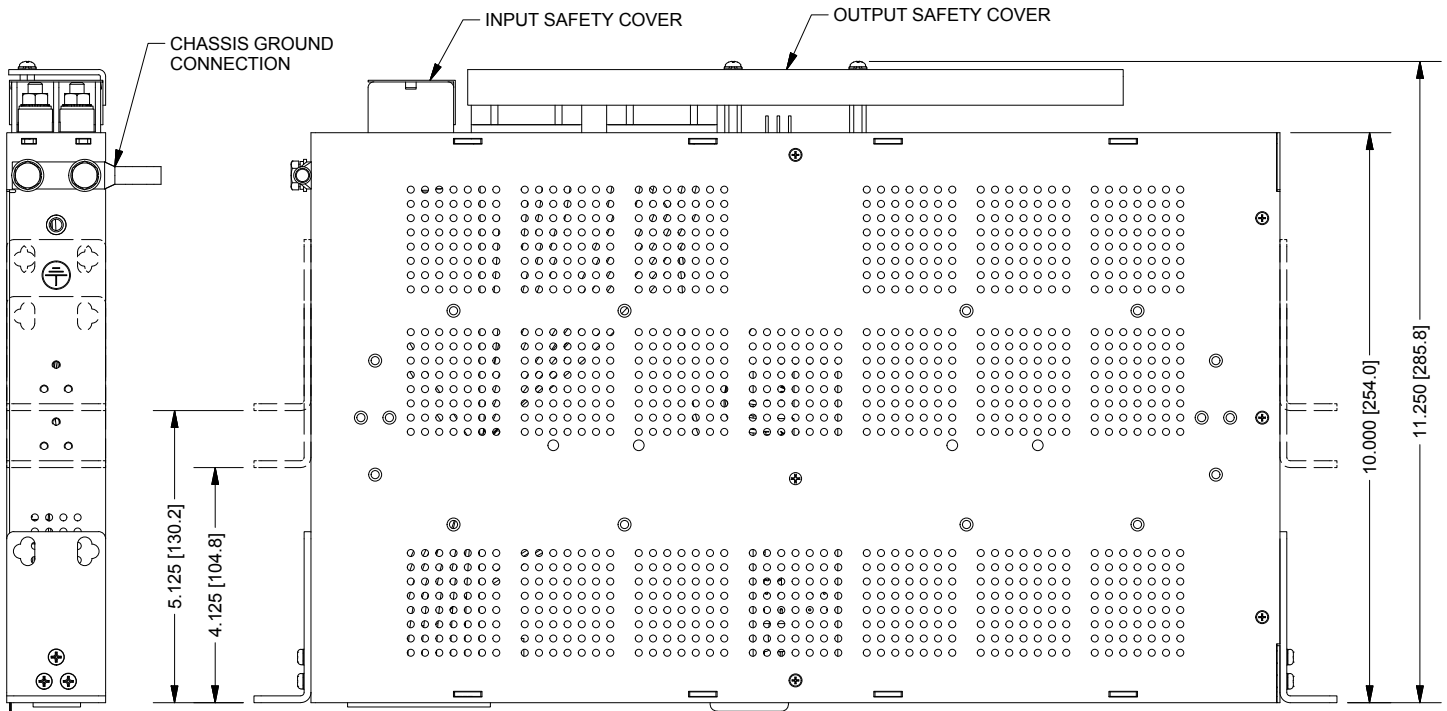
CONNECTIONS		
Input	2 Hole Lug	1/4" stud x 5/8" spacing
	Wire Range	Up to 2/0 AWG
	Max. Terminal Width	0.640"
	Tightening Torque	40 in-lb (4.5 Nm)
Output	Barrier Strip Output	#6 Sems Screw for Terminals
	Wire Range	10 to 22 AWG
	Max. Terminal Width	0.312"
	Tightening Torque	10 in-lb (1.1 Nm)
Ground Bus	2 Hole Lug	1/4" stud x 1" spacing
	Wire Range	6 AWG lug supplied with panel
ENVIRONMENT		
Short Term Op Temp	-40° C to +70° C	
Ambient	Up to 65° C	
Store Temp	-40° C to +70° C	
Humidity	0 to 95% non-condensing	
Power Dissipation	11.18 Watts max	
STANDARDS		
Safety <small>(Listed)</small>	UL 60950-1/UL 1801/CSA C22.2 No.60950-1/EN 60950-1/IEC 60950-1	
Telcordia	NEBS Level 3 (GR-63/GR-1089) and GR-3108 Class 3 (w/o salt fog testing)	

# 10 Position GMT Fuse Panel, Stud Input, Barrier Strip Output

## 7071101002



REAR VIEW ROTATED



### NOTES

Go to [www.trimm-inc.com](http://www.trimm-inc.com) for a complete list of the fuses to order with this panel.